





# Panel Interface Connectors

PIC..... 2-16

Accessories ..... 17-18



Panel Interface Connectors

# What is a Panel Interface Connector, and why should I use one?

These two questions are often asked by design engineers, machine programmers, and safety personnel alike. Before we list our broad offering of these products, let us answer these two questions.

What is a Panel Interface Connector? A panel interface connector (herein referred to as PIC) is a device that typically mounts to the outside of a control panel housing a PLC, computer, or other type of programmable device. Once in place, the PIC, which houses convenient pass through connections, allows the user to interface with the computer, PLC, or other devices inside the control panel without opening the panel door. This in essence addresses the second question. Why should I use a PIC?

The ability to interface with the contents of the cabinet without opening the door eliminates some potential safety hazards associated with having an open electrical panel. One of the main safety concerns is usually Arc Flash. An arc flash explosion is an extremely dangerous system malfunction that occurs when a short is created between electrified conductors. This can happen when the conductors can no longer contain the applied voltage, or when the isolation between the conductors is breached. As a result, the air surrounding the short can ionize and create an intense "arc flash." These explosions, with temperatures capable of exceeding 5000°F, have been known to cause severe burns and fatalities. In an effort to help protect individuals on the shop floor, the National Fire Protection Agency (NFPA) has written standards (NFPA 70E) that require protection boundaries, training, and clothing, for operators. Only properly trained personnel, with fire-resistant suits, hoods, and gloves, with non-conductive tools, are allowed access to enclosures capable of producing an arc flash. The training, the equipment, and the time are all expensive. The use of a PIC eliminates the need to open the door, thus eliminating the need for extra training, equipment, and time.



**Mencom** currently has well over 2000 PIC designs in production. However, new ones are being created on a regular basis, so if you do not find what you are looking for on the following pages, just contact us and we will see if we have what you need or work with you to design what you need.

A basic PIC typically contains a power outlet (single, duplex, or GFCI) along with one or more of the connectors commonly used by the PLC, computer, or other programmable device within the control cabinet. These connectors include, but are not limited to, D-Subminiature (9, 15, 25, 37, or high density 15,) RJ45, RJ11, mini Din, BNC, USB, Ethernet, & Device Net. The above describes the content of a typical PIC, however, a PIC can be provided with almost any combination of connectors, those listed above plus others, and can come with or without a power outlet.

A list of some of the more popular PIC's can be found on the next few pages.

## Basic PIC facts:

- Housings are UL Type 12, 4, & 4x. UL File # E183955
- All connections are normally straight through, pin 1 to pin 1, etc.
- All D-Sub connectors are FEMALE EXTERIOR and MALE INTERIOR referenced to the cabinet. Other configurations such as male interior and exterior, male exterior and female interior, and female interior and exterior are available.
- The 9 pin and 25 pin D-Subs pin configurations are available as a break out configuration in some units. These connectors allow for the D-Sub to be separated into individual lines. This allows the user to connect to the D-Sub by way of screw terminal connections.
- All "mini-DIN" and circular DINs, BNC, Coax and RJs are configured FEMALE EXTERIOR and INTERIOR.
- Many units are also configured for Allen Bradley's®\* Data Highway system. In this case the 9 pin D-Sub and/or 8 pin "mini-DIN" are connected to a 3 pin pluggable terminal block commonly used with "BLUE HOSE" applications. For MicroLogix PLC's please consult the factory for configurations.
- The internal power connection is made via a covered terminal block with screw connections.
- The standard reset is a 3 amp to limit the power output of the unit. Other amperages are available, please consult the factory.

*\*Registered trademark of Allen Bradley Company, LLC*



**Mencom** continues to be the industry leader in inventory and breadth of product line for Panel Interface Connectors. The following pages show just a small sampling of the 2000 plus designs we have in production. We are not limited to just what is represented in this catalog.

If you do not see a listed design that meets your needs, please contact the factory and we will see if we have what you need or work with you to design a custom product.

Following is a brief outline of how this chapter is presented:

1. The first section includes 34 of the more commonly used Panel Interface Connectors. We have listed the part numbers, the connector components, and given a face view of the most popular PIC's.
2. Next is a broad list of additional PIC's including part numbers and general descriptions of the components. They are separated by categories which include Duplex receptacles, GFCI receptacles, Single Outlet, International receptacles, and units without a power plug, such as D-Sub, RJ45, USB, BNC, and others.
3. The next section shows part numbers, descriptions, and face views of the most common components used within a PIC. This section along with housing section is used to assist in designing custom PICs. If you do not find a PIC on the list that meets your needs, just follow these steps below.

## Create your own PIC following these simple steps:

1. Pick out the components you would like. (pages W-11– W13)  
(If you do not find the components you need listed in this section, contact your inside sales representative at Mencom.)
2. Pick out the housing you would like. (pages W-14 – W-15)
3. Send the request to our inside sales department. [sales@mencom.com](mailto:sales@mencom.com)

Our engineers will do what they can to fit all the listed components in the housing selected, or offer a housing that will hold them all.

4. This last section includes some cables, field wireable D-Sub connectors, locking accessories, and other accessories for the PIC product line.

Panel Interface Connectors		
Part Number	Description	Face View
DP-RJ45-R-32	Duplex Receptacle RJ45 3 AMP Reset Size 32 Housing	
DP-DB9-RJ45-R-32	Duplex receptacle 9 pin D-Sub RJ45 3 AMP reset Size 32 housing	
DP-DB9-R-32	Duplex receptacle 9 pin D-Sub 3 AMP reset Size 32 housing	
DP-R-32	Duplex receptacle 3 AMP reset Size 32 housing	
DP-8M-R-32	Duplex receptacle 8 pin mini-DIN 3 AMP reset Size 32 housing	
DP-USB-RJ45-32	Duplex receptacle 2- USB A connections RJ45 Size 32 housing	
DP-2DB9-R-32	Duplex receptacle 2- 9 pin D-Sub 3 AMP reset Size 32 housing	
DP-DB9-DB25-32	Duplex receptacle 9 pin D-Sub 25 pin D-Sub Size 32 housing	
DP-2RJ45-R-32	Duplex receptacle 2- RJ45 3 AMP reset Size 32 housing	

Panel Interface Connectors		
Part Number	Description	Face View
DP-USB-3-R-32 DP-USB-6-R-32 DP-USB-10-R-32	Duplex receptacle USB A female to male cable 3', 6', or 10' long 3 AMP reset Size 32 housing	
GF-RJ45-R-32	GFCI receptacle RJ45 3 AMP reset Size 32 housing	
GF-DB9-RJ45-R-32	GFCI receptacle 9 pin D-Sub RJ45 3 AMP reset Size 32 housing	
GF-DB9-R-32	GFCI receptacle 9 pin D-Sub 3 AMP reset Size 32 housing	
GF-2DB9-RJ45-32	GFCI receptacle 2- 9 pin D-Sub RJ45 Size 32 housing	
GF-USB-RJ45-32	GFCI receptacle 2- USB A connections RJ45 Size 32 housing	
DHGF-DB9-RJ45-R-32	GFCI Receptacle Data Hwy DB9 RJ45 3 AMP Reset Size 32 Housing	
DHDP-DB9-8M-R-32	Duplex receptacle Data Hwy DB9 8 pin mini-DIN (*parallel) 3 AMP reset Size 32 housing	
DHDP-DB9-RJ45-R-32	Duplex receptacle Data Hwy DB9 RJ45 3 AMP reset Size 32 housing	

Panel Interface Connectors		
Part Number	Description	Face View
DHDP-DB9-R-32	Duplex receptacle Data Hwy DB9 3 AMP reset Size 32 housing	
DHDP-8M-R-32	Duplex receptacle DH- 8 pin mini DIN 3 AMP reset Size 32 housing	
EP-RJ45-R-32	European receptacle RJ45 3 AMP reset Size 32 housing	
DP1-RJ45-16LS	Single outlet RJ45 Size 16 housing	
DP1-2DB9-RJ45-R-32	Single outlet 2- 9 pin D-Subs RJ45 3 AMP reset Size 32 housing	
DP1-DB9-16LS	Single outlet 9 pin D-Sub Size 16 housing	
DP1-DB9-RJ45-16LS	Single outlet 9 pin D-Sub RJ45 Size 16 housing	
DP1-RJ45-R-24LS	Single outlet RJ45 3 AMP reset Size 24 housing	
RJ45-06LS	RJ45 Size 6 housing	

Panel Interface Connectors		
Part Number	Description	Face View
RJ45-2-10LS	2- RJ45 Size 10 housing	
RJ45-2USB-3-16LS RJ45-2USB-6-16LS RJ45-2USB-10-16LS	RJ45 2-USB A female to male cables 3', 6', 10' long Size 16 housing	
DB09-06LS	9 pin D-Sub Size 6 housing	
RJ11-06LS	RJ11 Size 6 housing	
DB09-2-10LS	2- 9 pin D-Subs Size 10 housing	
DB09-RJ45-10LS	9 pin D-Sub RJ45 Size 10 housing	
DB09-DDB15-USB- RJ45-6M2-32	9 pin D-Sub Hi density 15 pin D-Sub 2- USB A connections RJ45 2 - 6 pin mini-DIN Size 32 housing	
DB25-16LS	25 pin D-Sub Size 16 housing	
D-USB-16LS	2- USB A connections Size 16 housing	

# Panel Interface Connectors (PIC)

Duplex & GFCI Version Part Numbers ❖ NEMA/UL 4, 4X, 12 Housings

Part Number	Description
<b>Duplex Versions</b>	
DP-DB9-DB15-R-32	Duplex receptacle, 9 pin D-Sub, 15 pin D-Sub, 3 AMP reset, Size 32 housing
DP-DB9F-R-32	Duplex receptacle, 9 pin D-Sub Female Exterior/Female Interior, 3 AMP reset, Size 32 housing
DP-MDB9-R-32	Duplex receptacle, 9 pin D-Sub Male Exterior/Female Interior, 3 AMP reset, Size 32 housing
DP-DB9-PC9-R-32	Duplex receptacle, 9 Pin D-Sub Female to a discrete wire Pluggable Screw Terminal Block, 3 AMP reset, Size 32 housing
DP-DB9M-RJ45-R-32	Duplex receptacle, 9 pin D-Sub Male Exterior/Male Interior, RJ45, 3 AMP reset, Size 32 housing
DP-2DB9-32	Duplex receptacle, 2- 9 pin D-Sub, Size 32 housing
DP-DB15-R-32	Duplex receptacle, 15 pin D-Sub, 3 AMP reset, Size 32 housing
DP-DB15-RJ45-R-32	Duplex receptacle, 15 pin D-Sub, RJ45, 3 AMP reset, Size 32 housing
DP-DDB15-RJ45-R-32	Duplex receptacle, High Density 15 Pin D-Sub, RJ45, 3 AMP reset, Size 32 housing
DP-DB25-PC8-R-32	Duplex receptacle, 25 pin D-Sub connected to 8 pin pluggable screw terminal block, 3 AMP reset, Size 32 housing
DP-DB25-R-32	Duplex receptacle, 25 pin D-Sub, 3 AMP reset, Size 32 housing
DP-RJ11-R-32	Duplex receptacle, RJ11, 3 AMP reset, Size 32 housing
DP-RJ11-RJ45-R-32	Duplex receptacle, RJ11, RJ45, 3 AMP reset, Size 32 housing
DP-RJ45-5R-32	Duplex receptacle, RJ45, 5 AMP reset, Size 32 housing
DP-RJ45-6M-32	Duplex receptacle, RJ45, 6 pin mini-DIN female, Size 32 housing
DP-RJ45-8M-R-32	Duplex receptacle, RJ45, 8 pin mini-DIN female, 3 AMP reset, Size 32 housing
DP-USB-R-32	Duplex receptacle, 2- USB form A female to form A female, 3 AMP reset, Size 32 housing
DP-USB-10-NR-32	Duplex receptacle, USB form A female to a form A male with 10 foot cable, no reset, Size 32 housing
DP-10R-32	Duplex receptacle, 10 AMP reset, Size 32 housing
DP-15R-32	Duplex receptacle, 15 AMP reset, Size 32 housing
DPV-2DB9-8M-32	Duplex receptacle mounted vertically, 2- 9 pin D-Sub, 8 pin mini-DIN female, Size 32 housing
DPV-DB9-8M-R-32	Duplex receptacle mounted vertically, 9 pin D-Sub, 8 pin mini-DIN female, 3 AMP reset, Size 32 housing
DP-EV1-48LS	Duplex receptacle, 9 pin D-Sub, Hi density 15 pin D-Sub, 2- 6 pin mini-DIN female, 25 pin D-Sub, RJ45, Size 48 housing
<b>GFCI Versions</b>	
GF-R-32	120 V GFCI Receptacle, 3 AMP reset, Size 32 housing
GF-DB9-32	120 V GFCI Receptacle, 9 pin D-Sub, Size 32 housing
GF-DB9-2RJ45-32	120 V GFCI Receptacle, 9 pin D-Sub, 2- RJ45, Size 32 housing
GF-DB9F-RJ45-R-32	120 V GFCI Receptacle, 9 pin D-Sub Female Exterior/Female Interior, RJ45, 3 AMP reset, Size 32 housing
GF-MDB9-6M-R-32	120 V GFCI Receptacle, 9 pin D-Sub Male Exterior/Female Interior, 6 pin mini-DIN female, 3 AMP reset, Size 32 housing
GF-DB9M-RJ45-R-32	120 V GFCI Receptacle, 9 pin D-Sub Male Exterior/Male Interior, RJ45, 3 AMP reset, Size 32 housing
GF-DB9-PC9-RJ45-USB-48	120 V GFCI Receptacle, 9 pin D-Sub Female to a discreet wire pluggable screw terminal block, RJ45, 2-USB form A female to a form A female, Size 48 housing
GF-DB9-DN-RJ45-R-48	120 V GFCI Receptacle, 9 pin D-Sub, DeviceNet open style connector, RJ45, 3 AMP reset, Size 48 housing
GF-DB9M-DN-RJ45-R-48	120 V GFCI Receptacle, 9 pin D-Sub Male Exterior/Male Interior, DeviceNet open style connector, RJ45, 3 AMP reset, Size 48 housing
GF-2DB9-32	120 V GFCI Receptacle, 2- 9 pin D-Sub, Size 32 housing

# Panel Interface Connectors (PIC)

GFCI continued & Single Outlet Version Part Numbers ❖ NEMA/UL 4, 4X, 12 Housings

Part Number	Description
<b>GFCI Versions, continued</b>	
GF-2DB9M-32	120 V GFCI Receptacle, 2- 9 pin D-Sub Male Exterior/Male Interior, Size 32 housing
GF-DB15-R-32	120 V GFCI Receptacle, 15 pin D-Sub, 3 AMP reset, Size 32 housing
GF-DB25-R-32	120 V GFCI Receptacle, 25 pin D-Sub, 3 AMP reset, Size 32 housing
GF-DB25-USB-5R-48	120 V GFCI Receptacle, 25 pin D-Sub, 2- USB form A female to form A female, 5 AMP reset, Size 48 housing
GF-DB25-USB-NR-48	120 V GFCI Receptacle, 25 pin D-Sub, 2- USB form A female to form A female, no reset, Size 48 housing
GF-2DB25-R-48	120 V GFCI Receptacle, 2- 25 pin D-Sub, 3 AMP reset, Size 48 housing
GF-RJ11-RJ45-R-32	120 V GFCI Receptacle, RJ11, RJ45, 3 AMP reset, Size 32 housing
GF-RJ45-6M2-32	120 V GFCI Receptacle, RJ45, 2- 6 pin mini-DIN, Size 32 housing
GF-RJ45-6M-USB-10-R-48	120 V GFCI Receptacle, RJ45, 6 pin mini-DIN, USB form A female to form A male with 10 foot cable, 3 AMP reset, Size 48 housing
GF-RJ45-NR-32	120 V GFCI Receptacle, RJ45, no reset, Size 32 housing
GF-RJ45-USB-3-R-32	120 V GFCI Receptacle, RJ45, USB form A female to form A male with 3 foot cable, 3 AMP reset, Size 32 housing
GF-USB-NR-32	120 V GFCI Receptacle, 2- USB form A female to form A female , no reset, Size 32 housing
GF-USB-R-32	120 V GFCI Receptacle, 2- USB form A female to form A female, 3 AMP reset, Size 32 housing
<b>Single Outlet Versions</b>	
DP1-06LS	Single outlet, Size 6 housing
DP1-DB9-R-16LS	Single outlet, 9 pin D-Sub, 3 AMP reset, Size 16 housing
DP1-DB9-RJ45-R-32	Single outlet, 9 pin D-Sub, RJ45, 3 AMP reset, Size 32 housing
DP1-DB9M-16LS	Single outlet, 9 pin D-Sub Male Exterior/Male Interior, Size 16 housing
DP1-DB9-DDB15-RJ45-R-32	Single outlet, 9 pin D-Sub, Hi density 15 pin D-Sub Female Exterior/Male Interior, RJ45, 3 AMP reset, Size 32 housing
DP1-DB9-USB-3-24LS	Single outlet, 9 pin D-Sub, USB female form A to a male form A with 3 foot cable, Size 24 housing
DP1-2DB9-DB15-32	Single outlet, 2- 9 pin D-Sub, 15 pin D-Sub, Size 32 housing
DP1-2DB9F-RJ45-R-32	Single outlet, 2- 9 pin D-Sub Female Exterior/Female Interior, RJ45, 3 AMP reset, Size 32 housing
DP1-DDB15-USB-R-32	Single outlet, Hi density 15 pin D-Sub, 2- USB form A, 3 AMP reset, Size 32 housing
DP1-DB25-24LS	Single outlet, 25 pin D-Sub, Size 24 housing
DP1-2RJ45-24LS	Single outlet, 2- RJ45, Size 24 housing
DP1-RJ45-USB-R-32	Single outlet, RJ45, 2- USB form A female to form A female, 3 AMP reset, size 32 housing
DP1-8M-16LS	Single outlet, 8 pin mini-DIN female, Size 16 housing
DP1-8M-R-24LS	Single outlet, 8 pin mini-DIN female, 3 AMP reset, Size 32 housing
DP1-USB-zz-16LS	Single outlet, USB form A female to a form A male, contact factory for available cable lengths, Size 16 housing
DP1-3USB-zz-R-32	Single outlet, 3- USB form A female to form A male, contact factory for available cable lengths, 3 AMP reset, Size 32 housing
DP1-EV-48LS	Single outlet, 9 pin D-Sub, Hi density 15 pin D-Sub, 2- 6 pin mini-DIN female, 25 pin D-Sub, RJ45, Size 48 housing
DEC-RJ45-R-32	IEC outlet, RJ45, 3 AMP reset, Size 32 housing

# Panel Interface Connectors (PIC)

International, Data Highway, & DIN Rail Part Numbers ❖ NEMA/UL 4, 4X, 12 Housings

Part Number	Description
<b>International</b>	
<b>Australia</b>	
DAS-32	Australian receptacle, Size 32 housing
DAS-DB9-RJ45-R-32	Australian receptacle, 9 pin D-Sub, RJ45, 3 AMP reset, Size 32 housing
<b>United Kingdom</b>	
DUK-R-32	United Kingdom receptacle, 3 AMP reset, Size 32 housing
DUK-RJ45-R-32	United Kingdom receptacle, RJ45, 3 AMP reset, Size 32 housing
<b>Continental European (German Schuko)</b>	
EP-R-32	Continental European receptacle, 3 AMP reset, Size 32 housing
EP-DB25-RJ45-32	Continental European receptacle, 25 pin D-Sub, RJ45, Size 32 housing
<b>Also Available:</b>	
DIN-RJ45-R-32	India receptacle, RJ45, 3 AMP reset, Size 32 housing
DIN-R-32	India receptacle, 3 AMP reset, Size 32 housing
DIN-DB9-R-32	India receptacle, 9 pin D-Sub, RJ45, 3 AMP reset, Size 32 housing
DCH1-RJ45-R-32	China 10 AMP receptacle, RJ45, 3 AMP reset, Size 32 housing
DCH1-RJ45-32	China 10 AMP receptacle, RJ45, Size 32 housing
DCH2-RJ45-R-32	China 16 AMP receptacle, RJ45, 3 AMP reset, Size 32 housing
<b>Data Highway</b>	
DHDP-8M-RJ45-32	Duplex receptacle, Data highway 8 pin mini-DIN female, RJ45, Size 32 housing
DHDPV-2DB9-R-32	Duplex receptacle vertically mounted, 2- 9 pin D-Sub, Data highway for the top 9 pin D-Sub, 3 AMP reset, Size 32 housing
DHGF-DB9-R-32	120 V GFCI receptacle, Data highway 9 pin D-Sub, 3 AMP reset, Size 32 housing
DHGF-DB9L-8M-R-32	120 V GFCI receptacle, Data highway 9 pin D-Sub latch in parallel with an 8 pin mini-DIN female, 3 AMP reset, Size 32 housing
DHGF-DB9-8M-R-32	120 V GFCI receptacle, Data highway 9 pin D-Sub in parallel with an 8 pin mini-DIN female, 3 AMP reset, Size 32 housing
DHGF-8M-R-32	120 V GFCI receptacle, Data highway 8 pin mini-DIN female, 3 AMP reset, Size 32 housing
DHDP1-DB9-16LS	Single outlet receptacle, Data highway 9 pin D-Sub, Size 16 housing
DHDP1-DB9-DN-R-32	Single outlet receptacle, Data highway 9 pin D-Sub, DeviceNet open style connector, 3 AMP reset, Size 32 housing
DH-DB9-8M-16LS	Data highway 9 pin D-Sub in parallel with an 8 pin mini-DIN female, Size 16 housing
DH-DB9-USB-6-10LS	Data highway 9 pin D-Sub, USB form A female to form A male with a 6 foot cable, Size 10 housing
<b>DIN Rail Mounted (For Inside Panels)</b>	
DP-TS	Duplex receptacle, DIN rail mount
DP1-TS	Single outlet receptacle, DIN rail mount
DB9-TS	9 pin D-Sub, DIN rail mount
RJ45-TS	RJ45, DIN rail mount
DP1-DB9-TS	Single outlet receptacle, 9 pin D-Sub, DIN rail mount
DP1-RJ45-TS	Single outlet receptacle, RJ45, DIN rail mount



# Panel Interface Connectors (PIC)

D-Sub, USB, BNC & Other Versions Part Numbers ❖ NEMA/UL 4, 4X, 12 Housings

Part Number	Description
<b>D-Sub, USB, BNC, &amp; Others</b>	
DB09-2-4RJ45-32LS	2- 9 pin D-Sub, 4- RJ45, Size 32 housing
DB09-2RJ45-16LS	9 pin D-Sub, 2- RJ45, Size 16 housing
DB09-2-RJ45-5M12-24	2- 9 pin D-Sub, RJ45, 5 pin Micro DC receptacle, Size 24 housing
DB09-3-16LS	3- 9 pin D-Sub, Size 16 housing
DB09-4-24LS	4- 9 pin D-Sub, Size 24 housing
DB09M-06LS	9 pin D-Sub Male Exterior/Male Interior, Size 6 housing
DB09M-2-10LS	2- 9 pin D-Sub Male Exterior/Male Interior, Size 10 housing
DB09-PC9-06LS	9 pin D-Sub Female to a discreet wire pluggable screw terminal block, Size 6 housing
DBM09-06LS	9 pin D-Sub Male Exterior/Female Interior, Size 6 housing
DBM09-3-16LS	3- 9 pin D-Sub Male Exterior/Female Interior, Size 16 housing
DDB15-6M2-16LS	Hi density 15 pin D-Sub, 2- 6 pin mini-DIN female, Size 16 housing
DB25-2-24LS	2- 25 pin D-Sub, Size 24 housing
DB25-2-4BNC-48	2- 25 pin D-Sub, 4- BNC, Size 48 housing
RJ11-RJ45-10LS	RJ11, RJ45, Size 10 housing
RJ45-2USB-zz-24	RJ45, 2- USB form A female to form A male, contact factory for available cable lengths, size 24 housing
RJ45C-2-10LS	2- RJ45 with punchdown, Size 10 housing
D-USB-zz-06LS	USB form A female to form A male, contact factory for available cable lengths, Size 6 housing
D-USB-6M-RJ45-RJ11-32	USB form A female, 6 pin mini-DIN female, RJ45, RJ11, Size 32 housing
D-2USB-zz-10LS	2- USB form A female to form A male, contact factory for available cable lengths, Size 10 housing
D-BNC-2-10LS	2- BNC, Size 10 housing
DM6-2-10LS	2- 6 pin mini-DIN female, Size 10 housing
DM8-06LS	8 pin mini-DIN female, Size 6 housing
DN-16LS	DeviceNet open style connector (internal and external), Size 16 housing
D-FOPT-12	Fiber optic connector, 1/2"-14 NPT shell
DCD-LS	Housing and bracket for mounting CD drives
DFD-24LS-KIT	Housing and bracket for mounting 3-1/2 bay units. (floppy drives, zip drives, jazz drives, etc.) *Drives not included.

Additional configurations are available. Please consult the factory.

# Panel Interface Connectors (PIC)

## Port Adapters

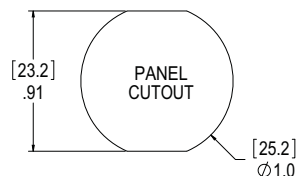
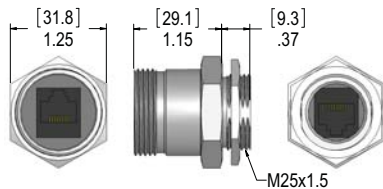
Our smallest Panel Interface Connectors are ideal for tight spaces. The anodized aluminum housing has a connector port inside and can easily be mounted to a cabinet through a 1" diameter hole. The M25 mounting thread has an O-Ring and Lock Nut (not shown below). A cap is supplied with each unit to make them suitable for wash down. Stainless Steel versions are available, please consult the factory.

### Single Port Shell with M25 Thread


Anodized aluminum standard. Stainless steel available upon request.

Part Number	Description	Front	Side	Back
RJ45-M25	RJ45 Jack to RJ45 Jack			
RJ11-M25	RJ11 Jack to RJ11 Jack			
RJ22-M25	RJ22 Jack to RJ22 Jack			
DM6-M25	6 PIN Female MINI-DIN to 6 PIN Female MINI-DIN			
DM8-M25	8 PIN Female MINI-DIN to 8 PIN Female MINI-DIN			

Part Number	Description	Front	Side	Back
D-USB-AFAF-M25	USB Female TYPE A to USB Female TYPE A			
D-USB-AFBF-M25	USB Female TYPE A to USB Female TYPE B			
D-USB-BFAF-M25	USB Female TYPE B to Female TYPE A			
D-USB-BFBF-M25	USB Female TYPE B to Female TYPE B			
BNC-M25	BNC Jack to BNC Jack			
D-FOPT-2-M25	2 Agilent HFBR Fiber Optic Adaptors			



Sealing cap with tether supplied with each unit.



Panel Interface Connectors

# Panel Interface Connectors (PIC)






## Component Face Views








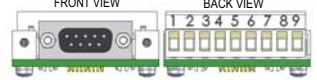






Mencom Corporation offers a large variety of PIC configurations. Custom orders are welcome. Use the components listed below to configure a panel interface connector to fit your application. Please consult the factory 770-534-4585 for part numbers and application compliance.

Code	Description	Face View	Code	Description	Face View
Power Ports			Power Ports		
DP	120V Duplex Receptacle		EP	Continental European Receptacle	
DP1	120V Simplex Receptacle		DIN	India Receptacle	
DPT	120V "Twist Lock" Duplex Receptacle		DUK	United Kingdom Receptacle	
DPIG	120V Isolated Ground Duplex Receptacle		DAS	Australian Receptacle	
GF	120 V GFCI Receptacle		DCH1	China 10 AMP	
			DCH2	China 16 AMP	
			FR	French Receptacle	

# Panel Interface Connectors (PIC)





## Component Face Views

Code	Description	Face View
<b>Communication Ports</b>		
DB9	9 Pin D-Sub Female Ext/ Male Interior	
DB9M	9 Pin D-Sub Male Ext/ Male Interior	
MDB9	9 Pin D-Sub Male Ext/ Female Interior	
DB9F	9 Pin D-Sub Female Ext/ Female Interior	
DB15	15 Pin D-Sub Female Ext/Male Interior	
DB15M	15 Pin D-Sub Male Ext/ Male Interior	
MDB15	15 Pin D-Sub Male Ext/ Female Interior	
DB15F	15 Pin D-Sub Female Ext/Female Interior	
DDB15	Hi-Density 15 Pin D-Sub, Female Ext/Male Interior	
DDB15M	Hi-Density 15 Pin D-Sub Male Ext/Male Interior	
MDD15	Hi-Density 15 Pin D-Sub Male Ext/Female Interior	
DDB15F	Hi-Density 15 Pin D-Sub Female Ext/Interior	
DB25	25 Pin D-Sub Female Ext/Male Interior	
DB25M	25 Pin D-Sub Male Ext/ Male Interior	
MDB25	25 Pin D-Sub Male Ext/ Female Interior	
DB25F	25 Pin D-Sub Female Ext/Female Interior	
DB37	37 Pin D-Sub Female Ext/Male Interior	
DB37M	37 Pin D-Sub Male Ext/ Male Interior	
MDB37	37 Pin D-Sub Male Ext/ Female Interior	
DB37F	37 Pin D-Sub Female Ext/Female Interior	

Code	Description	Face View
<b>Communication Ports</b>		
RJ45	Ethernet Female/Female	
RJ11/12	Standard Phone Female/ Female	
RJ22	Handset Jack Female/ Female	
BNC	BNC Female/Female	
CX	Coaxial Female/Female	
8M	8 Pin Mini-Din Female/ Female	
6M	6 Pin Mini-Din Female/ Female	
DB9-PC9	9 Pin D-Sub Female to a discrete wire Pluggable Screw Terminal Block	
DB25-PC25	25 Pin D-Sub Female to a discrete wire Pluggable Screw Terminal Block	
USB	2 Form A to Form A Female/Female	
USB-3	3 Foot Cable, Female Form A to Male Form A	
USB-6	6 Foot Cable, Female Form A to Male Form A	
USB-10	10 Foot Cable, Female Form A to Male Form A	
USB-AFAF	Single Form A Female to Form A Female	
USB-AFBF	Single Form A Female to Form B Female	
USB-BFAF	Single Form B Female to Form A Female	
FIRE	Firewire	
FOPT	Fiber Optic	

# Panel Interface Connectors (PIC)

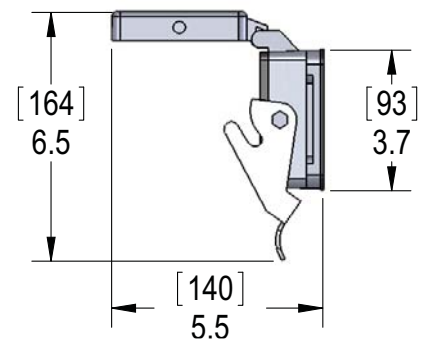
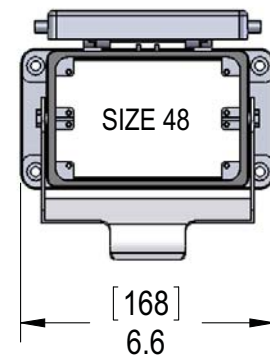
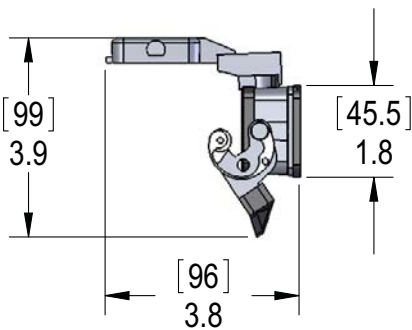
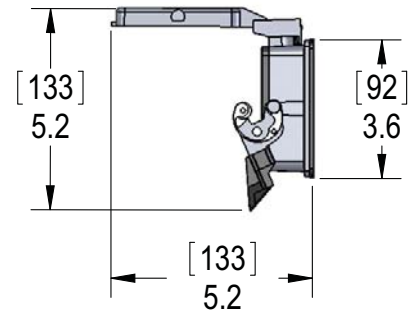
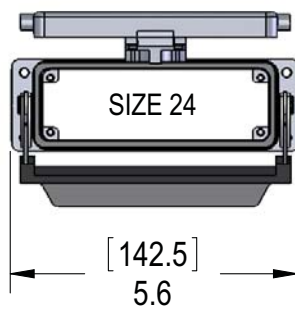
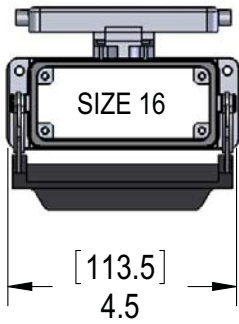
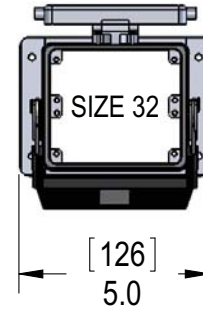
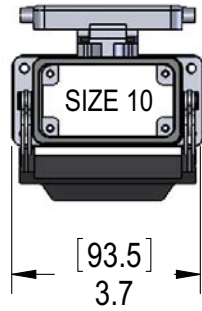
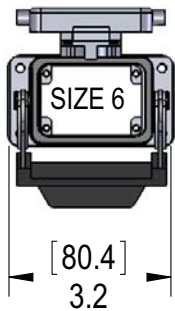
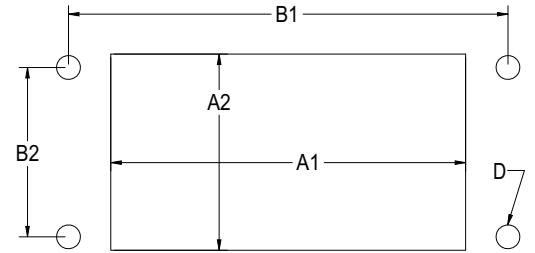
## Component Face Views

Code	Description	Face View
<b>DH Data Highway</b>		
These communication ports are wired to a 3 pin pluggable terminal block and are designed to work with Allen Bradley's Data Highway System ("Blue Hose").		
DB9	9 Pin D-Sub to 3 pin pluggable terminal block	
8M	8 pin Mini-Din to 3 pin pluggable terminal block	
DB9-8M	9 Pin D-Sub and 8 Pin Mini-Din in parallel	
<b>Resets</b>		
NR	No reset	
R	3 AMP reset	
5R	5 AMP reset	
10R	10 AMP reset	
15R	15 AMP reset	
<b>Housings</b>		
06LS	Size 6 Bulkhead Housing	See page W-14 for dimensions.
10LS	Size 10 Bulkhead Housing	See page W-14 for dimensions.
16LS	Size 16 Bulkhead Housing	See page W-14 for dimensions.
24LS	Size 24 Bulkhead Housing	See page W-14 for dimensions.
32	Size 32 Bulkhead Housing	See page W-14 for dimensions.
48	Size 48 Bulkhead Housing	See page W-14 for dimensions.
P32	Size 32 Surface Mount Housing	See page W-15 for dimensions.

# Panel Interface Connectors (PIC)

## Housing Dimensions

Size	A1	A2	B1	B2	D
6	2.13"	1.46"	2.76"	1.26"	.177"
10	2.64"	1.46"	3.27"	1.26"	.177"
16	3.46"	1.46"	4.07"	1.26"	.177"
24	4.10"	1.46"	5.12"	1.26"	.177"
32	3.46"	2.99"	4.33"	2.56"	.177"
48	4.92"	3.19"	5.83"	2.76"	.256"



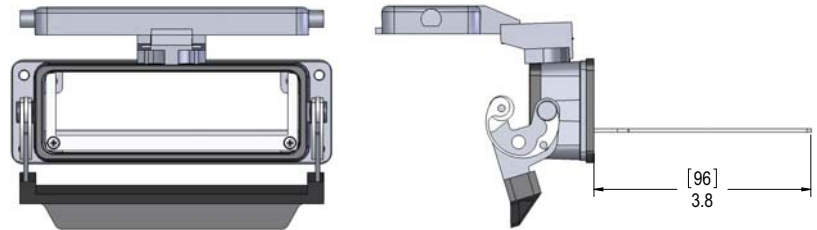
Panel Interface Connectors

# Panel Interface Connectors (PIC)

Housings ❖ Punches

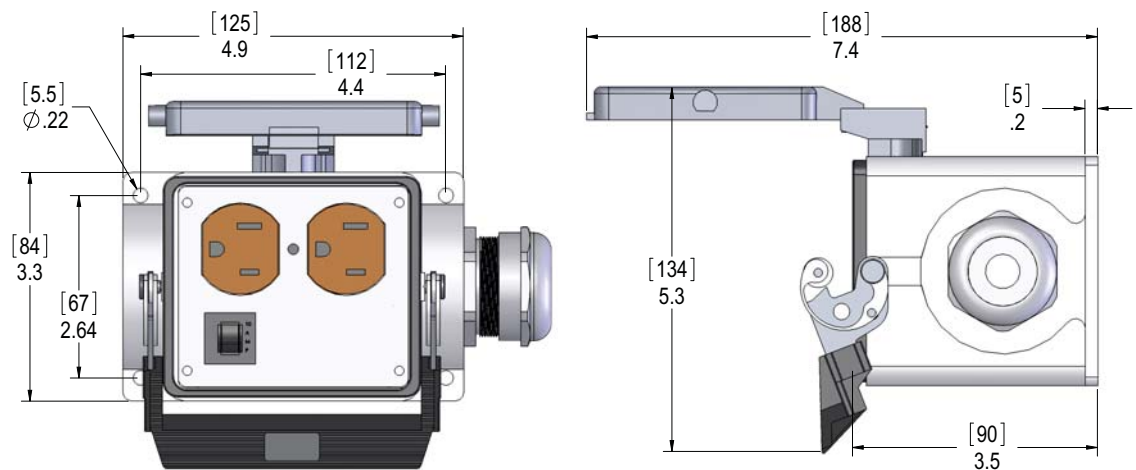
## DFD Housing

Size 24 housing for mounting floppy drives and zip drives.



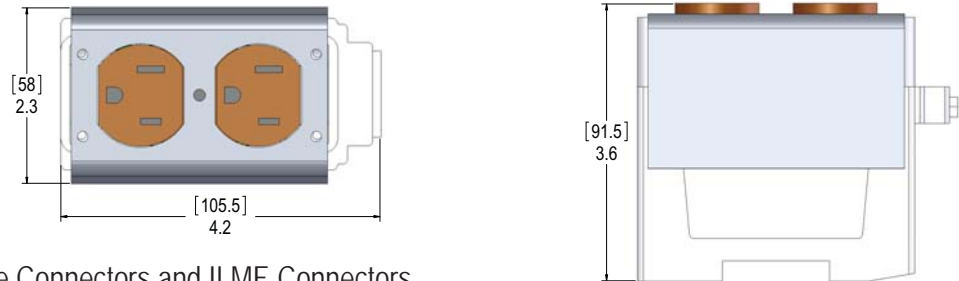
## P32 Surface Mount

Fully enclosed housing to allow unit to be mounted away from the control cabinet.



## TS Frame

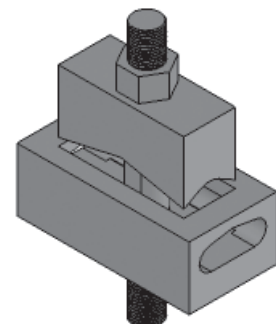
For easy mounting inside the cabinet on DIN rails. This non-watertight version will only accommodate the size 6, 10, 16 and 24 versions.



Punch & Die sets for Panel Interface Connectors and ILME Connectors

These punches are intended to be used with Greenlee hydraulic hand tools. The punch and die set are available for size 6, 10, 16 and 24 openings only. While punching, the drill holes for fastening the connectors are marked by the die with center marks so that they can easily be drilled out afterwards.

Part Number	Hole Size	Dimensions
CHI-06-PUNCH	Size 6	35 mm x 52 mm
CHI-10-PUNCH	Size 10	35 mm x 65 mm
CHI-16-PUNCH	Size 16	35 mm x 85.5 mm
CHI-24-PUNCH	Size 24	35 mm x 112.0 mm



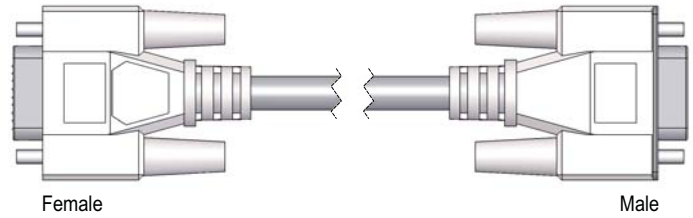
# Panel Interface Connectors (PIC)

## Male-Female D-Subminiature (D-Sub) Cables with Guaranteed Color Code

Mencom introduces a line of 9, 25 and 37 pin D-Subminiature connectors with a guaranteed color code along with a heavier wire gauge than is standard. These cables are especially useful for applications requiring a single ended D-Subminiature cable. Simply cut the end that is not required and use our color code chart to wire the free end. The heavier gauge wires (20AWG for the last four wires and 24 AWG for the remaining wires) allow the user to easily terminate the wires into standard terminal blocks. Crimp or solder inserts and shells are also available should the use require the reinstallation of a connector. For these accessories, see page W-19.

### Specifications:

Cable Jacket: Oil Resistant Gray PVC  
 Over mold: Oil Resistant Gray PVC  
 Cable: 24 & 20 AWG with foil shield;  
 20 AWG drain wire;  
 last 4 wires are 20 AWG



Length	DB9	DB25	DB37
6 FT	DB09-MFP-06	DB25-MFP-06	DB37-MFP-06
10 FT	DB09-MFP-10	DB25-MFP-10	DB37-MFP-10
20 FT	DB09-MFP-20	DB25-MFP-20	DB37-MFP-20
30 FT	DB09-MFP-30	DB25-MFP-30	N/A
40 FT	DB09-MFP-40	DB25-MFP-40	N/A

### Color Codes

DB09 Cables		DB25 Cables				DB37 Cables					
Pin #	Color Code	Pin #	Color Code	Pin #	Color Code	Pin #	Color Code	Pin #	Color Code	Pin #	Color Code
1	Black	1	Black	14	Green	1	White	14	Violet/Red	27	Yellow/Red
2	Brown	2	Black/White	15	Green/Black	2	White/Black	15	Violet	28	Gray/Red
3	Red	3	Brown	16	Green/White	3	Green	16	Violet/Black	29	Pink/Red
4	Orange	4	Brown/White	17	Blue	4	Green/Black	17	Orange	30	Red/White
5	Yellow	5	Red	18	Blue/White	5	Yellow	18	Orange/Black	31	Light Green/Red
6	Green	6	Red/Black	19	Violet	6	Yellow/Black	19	Light Blue	32	Violet/White
7	Blue	7	Red/White	20	Violet/White	7	Gray	20	Light Blue/Black	33	Light Blue/Red
8	Violet	8	Orange/Black	21	Gray	8	Gray/Black	21	Light Green	34	Brown
9	White	9	Orange	22	Gray/Black	9	Pink	22	Light Green/Black	35	Brown/White
		10	Orange/White	23	Pink	10	Pink/Black	23	Blue/Black	36	Blue
		11	Yellow	24	Pink/Black	11	Red	24	Brown/Black	37	Blue/White
		12	Yellow/Black	25	White	12	Red/Black	25	White/Orange		
		13	Light Green			13	Black	26	Green/White		



# Panel Interface Connectors (PIC)


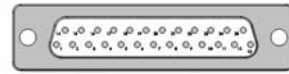
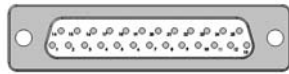
Panel Interface Accessories

D-Sub Inserts				
# of Pins	Male Solder Cup	Female Solder Cup	Male Crimp	Female Crimp
9	DB09MSC	DB09FSC	DB09MCR	DB09FCR
15	DB15MSC	DB15FSC	DB15MCR	DB15FCR
Hi-Density DB15	DDB15MSC	DDB15FSC	DDB15MCR	DDB15FCR
25	DB25MSC	DB25FSC	DB25MCR	DB25FCR
37	DB37MSC	DB37FSC	DB27MCR	DB37FCR

Crimp Pins:

Female: DBFCP

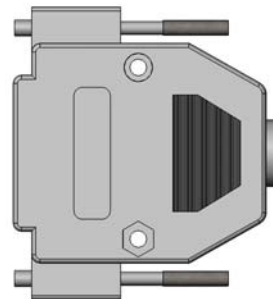
Male: DBMCP



Solder Cup

Crimp Style

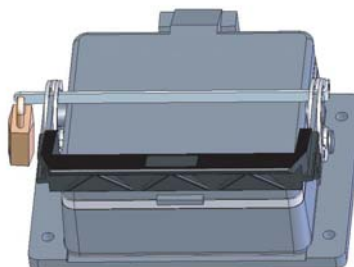
D-Sub Shells		
# of Pins	Metal	Plastic
9	DB09-SHELL	DB09-SHELL-PA
15	DB15-SHELL	DB15-SHELL-PA
25	DB25-SHELL	DB25-SHELL-PA
37	DB37-SHELL	DB37-SHELL-PA



Thumb Screws included with shells.

Shell

Locking Bar and Padlock for Panel Interface Connectors



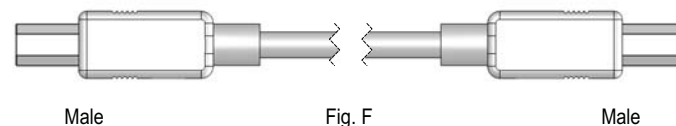
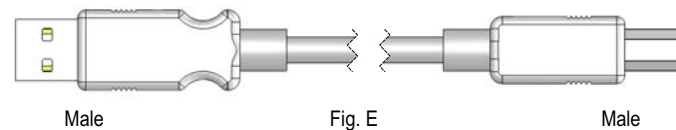
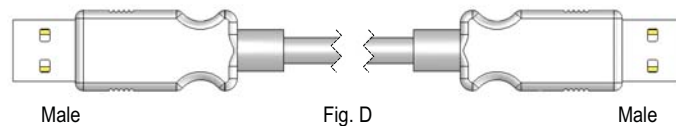
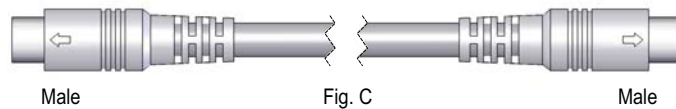
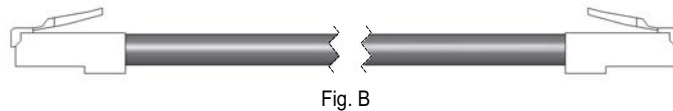
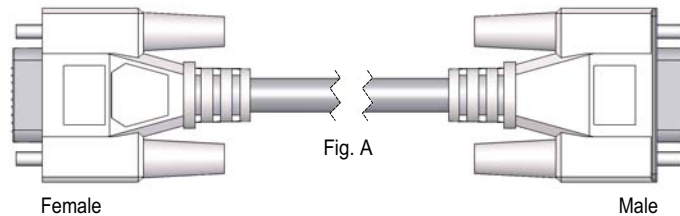
Part Number: D-PIC-LOCK

The Locking Bar and Padlock come as a kit. The bar is easily slid into the latch on the panel interface connector and the padlock is then attached through the open hole on the other end.

# Panel Interface Connectors (PIC)

## Panel Interface Extension Cables

Installation Cable Part Numbers								
Connector Type	Figure #	3 FT	6 FT	7 FT	10 FT	14 FT	15 FT	25 FT
9 Pin D-Sub	A	DB09-MF-03	DB09-MF-06	N/A	DB09-MF-10	N/A	DB09-MF-15	DB09-MF-25
15 Pin D-Sub	A	DB15-MF-03	DB15-MF-06	N/A	DB15-MF-10	N/A	DB15-MF-15	DB15-MF-25
25 Pin D-Sub	A	DB25-MF-03	DB25-MF-06	N/A	DB25-MF-10	N/A	DB25-MF-15	DB25-MF-25
37 Pin D-Sub	A	N/A	N/A	N/A	DB37-MF-10	N/A	N/A	N/A
Hi Density 15 Pin D-Sub	A	DDB15-MF-03	DDB15-MF-06	N/A	DDB15-MF-10	N/A	N/A	DDB15-MF-25
RJ11	B	RJ11-03	N/A	RJ11-07	N/A	RJ11-14	N/A	RJ11-25
RJ45	B	RJ45-03	N/A	RJ45-07	N/A	N/A	RJ45-15	RJ45-25
5 Pin CIRC-DIN	C	N/A	DA5-MM-06	N/A	DA5-MM-10	N/A	N/A	N/A
6 Pin mini-DIN	C	N/A	DM6-MM-06	N/A	DM6-MM-10	N/A	DM6-MM-15	DM6-MM-25
8 Pin mini-DIN	C	N/A	DM8-MM-06	N/A	DM8-MM-10	N/A	N/A	DM8-MM-25
USB style A	D	D-USB-03	D-USB-06	N/A	D-USB-10	N/A	D-USB-15	N/A
USB style A to USB style B	E	D-USBAB-03	D-USBAB-06	N/A	D-USBAB-10	N/A	D-USBAB-15	N/A
USB style B	F	D-USBBB-03	D-USBBB-06	N/A	D-USBBB-10	N/A	D-USBBB-15	N/A



Panel Interface Connectors